

NEW



SITE DUMPERS | IT-|HT/3T-|FT/3T-|ST/6T-|FT/6T-|ST/7T-|HI-VIZ/9T-|FT

Gross engine power: 15.5kW – 55kW | Payload: 1000 – 9000kg



THE INDUSTRY'S SAFEST DUMPER RANGE.

THE LATEST JCB SITE DUMPER RANGE IS A COMPREHENSIVE COLLECTION OF MACHINES DESIGNED TO OFFER INDUSTRY-LEADING LEVELS OF SAFETY. COMPLIANT WITH RULES AND REGULATIONS LIKE ISO 5006:2017 (EARTHMOVING MACHINES – OPERATOR'S FIELD OF VIEW), THESE MACHINES ARE PACKED WITH INNOVATIVE SAFETY FEATURES. AND PEACE OF MIND COMES AS STANDARD; THE ENTIRE RANGE IS BACKED BY JCB'S RENOWNED GLOBAL DEALER AND PARTS NETWORKS, AS WELL AS A TWO-YEAR WARRANTY.



Safer by design.

Safety features across the complete range include full width steer column protection, Hi-Viz retractable lap belts along with optional green lap belt LED beacon and Hi-Viz painted hand rails and steps. 6 tonne size models and above include speedometer, initial movement alarm, front camera (excl. 7T-1), lap belt logic linked to drive. With options of the JCB SITESAFE cab, white noise reverse alarm, side/rear cameras and object detection system.



EVEN THOUGH IT'S THE SMALLEST OF OUR SITE DUMPER RANGE, THE JCB IT-I PACKS A BIG PUNCH. WITH NARROW WIDTH AND HIGH-TIP SKIP, THE IT-I IS IDEAL FOR BUILDERS' MERCHANTS, LANDSCAPERS AND HOUSEBUILDERS.

1. High-tip design provides additional reach allowing easy spoil ejection into skips and trucks.

2. Low overall width (< 1m with narrow tyres) allows machine to access confined areas and fit through doorways.

3. Optional LiveLink telematics with machine location and geofencing for security.

4. Suitable for being towed, providing convenience and reduced transportation costs.



5. All-steel construction, built to withstand the rigours of rental use.

6. High quality, dependable mechanical Kubota 15.5 kW engine and Poclain 'Twin Lock' individual wheel motors.

7. Intuitive 'stop and go' pedal controls the hydrostatic drive, ideal for novice and inexperienced operators.

8. A seat switch inhibits engine start for safety; with a high-visibility retractable lap belt as standard giving additional comfort.

THE JCB 3T-I SITE DUMPER BRINGS YOU A SAFE AND INCREDIBLY USER-FRIENDLY PACKAGE. QUALITY ASSURED.

1. High quality recognised mechanical Kubota 27.4 kW engine, Dana transmission and axles.

2. A seat switch inhibits engine start for safety; with a high-visibility retractable lap belt as standard giving additional comfort.

3. Robust dual-pin centre joint design, allowing neat hose routing and reduced wear and tear.

4. 360° service access through tilting seat-base and rear bonnet, no requirement to remove panels in accessing the cooling pack.



5. Choice of hydrostatic drive or manual transmission: Hydrostatic drive provides the ultimate in tractive effort and load-positioning precision.

6. Front or Swivel tipping skip options to suit the application.

7. Full width steer column shields the operator from falling material, no requirement for bolt-on guarding.

8. Optional front and rear LED work lights increasing visibility, road lighting kit also available.

THE JCB 6T-1 INTEGRATES JCB CORE COMPONENTRY THROUGHOUT FOR MAXIMISED EFFICIENCY AND PERFORMANCE. LOADED WITH SAFETY FEATURES TO PROTECT THE OPERATOR AND YOUR INVESTMENT.

1. Folding ROPS/FOPS Level II. JCB also offers a folding ROPS frame on machines over 6 tonne payload size. Use of the folding ROPS is site and risk assessment specific, JCB's manufacturer's recommendation is the fitment of FOPS.

2. Optional JCB SITESAFE cab ensures operator safety and comfort.

3. JCB EcoMAX 55kW engine does not require after-treatment lowering ownership costs.

4. Safety assured through sequenced two-stage drive inhibit system: the operator needs to be sat on the seat with lap belt engaged before driving.

5. Speedometer as standard allowing compliance with site speed restrictions.

6. Front or Swivel tipping skip options to suit the application.

7. A front camera as standard expands the operator's visibility to comply with ISO 5006:2017. Options include side/rear cameras and object detection system.

8. Optional flexible steps provide increased resistance to impact damage.



THE LARGEST OF OUR SITE DUMPERS, THE JCB 9T-1 IS DESIGNED TO MOVE AS MUCH MATERIAL AS POSSIBLE, AS SAFELY AS POSSIBLE.

1. Skip made from 5 and 8mm steel plates, with reinforced upper section to provide long service life. Durable, all-steel construction made for the rental market.

2. Robust dual-pin centre joint design, allowing neat hose routing and reduced wear and tear.

3. JCB engine, transmission and axles work together in perfect harmony delivering maximum productivity.

4. Optional safety features include green LED seatbelt indicator beacon, white noise reverse alarm, and high-visibility painted steps and grab rails.



5. JCB SITESAFE cab is detachable for fleet flexibility and simple retrofit.

6. Safety assured through sequenced two-stage drive inhibit system: the operator needs to be sat on the seat with lap belt engaged before driving

7. An initial-movement alarm alerts pedestrians of the machines imminent movement.

8. Number plate and folding road lights located away from potential damage.

7T-1 Hi-Viz

BUILT WITH TOTAL SAFETY IN MIND, THE JCB 7T-1 HI-VIZ IS A MARKET FIRST AND WAS SPECIFICALLY DESIGNED TO ADDRESS INDUSTRY CONCERNS. THE RESULT IS A MACHINE WITH UNRIVALLED FRONT VISIBILITY, STABILITY, AND OPERATOR PROTECTION.



1. Tapered, simple skip interior geometry ensures smooth spoil ejection when tipping.

2. Comparable turning circle to a 6 tonne dumper, ensuring manoeuvrability and accurate load placement.

3. Widened wheel track and lengthened wheel base improve stability in all directions.

4. ROPS/FOPS Level II with JCB SiTESAFE protective cab as standard. Reinforced frame and glass keep the operator safe.

5. Class-leading visibility: operator has direct line of vision exceeding legislation. Forward visibility is 0.8m x 1m empty, 1.4m x 1m fully laden.

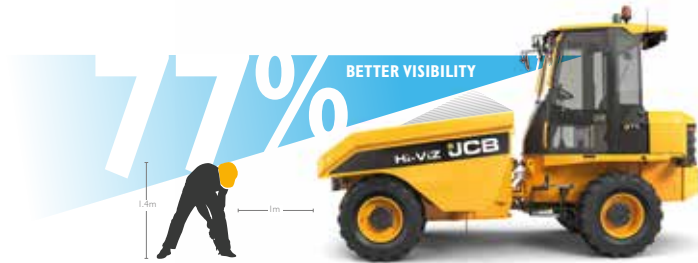
6. Large single engine service door gives 360° access to engine and cooling pack.

7. Excellent weight distribution ensures a smooth ride for optimum comfort.

8. Innovative front chassis design lowers payload centre of gravity by 16%. The unique lowered skip enabling fast, effective loading.

GREATER VISIBILITY

LOWER SKIP DESIGN • DIRECT LINE OF VISION @ 1m • 77% BETTER VISIBILITY




GREATER STABILITY

LOWER CENTRE OF GRAVITY • WIDER WHEEL TRACK • LONGER WHEELBASE



GREATER PROTECTION

REINFORCED FRAME • ROPS & FOPS LEVEL II CAB • IMPACT PROTECTIVE FRONT SCREEN



SITESAFE™ OPERATOR ENVIRONMENT

THE JCB SITESAFE™ OPERATOR ENVIRONMENT OFFERS THE ULTIMATE COMBINATION OF SAFETY AND OPERATOR COMFORT. IT'S AVAILABLE AS AN OPTION ON OUR 6 AND 9-TONNE SITE DUMPERS, AND IT'S A STANDARD FEATURE ON THE 7T-1 HI-VIZ.



1. Flat glass allows for quick and low-cost replacement.

2. Impact-protective front screen, toughened side and rear glass and reinforced frame for improved protection.

3. Deglazed canopy option retains front screen, ensuring the operator is protected.

4. Detachable for service access and transport. When fitted to a 6 or 7 tonne dumper, overall height remains under 3m.

5. ROPS/FOPS level II cab with integrated protection system. Designed and tested to withstand a front dump impact and side slewing impact from a 13 tonne excavator.*

6. Both doors have lockback and ajar stays to provide increased ventilation of the operator's environment and improve communication.

7. Equipped with heater as standard.

*JCB has tested the cab for front dumping impact damage when struck by the flat face of a fully loaded bucket of a 13 tonne excavator at full speed dump and also for side impact damage when struck by the flat side of the same bucket at full speed slew rotation. The testing concluded that neither the cab ROPS/FOPS structure nor front screen encroached into the operator's safe zone (DLV – Deflection Limiting Volume) as a result of the impacts.


LIVELINK, WORK SMARTER.

JCB LIVELINK IS AN INNOVATIVE SOFTWARE SYSTEM THAT LETS YOU MONITOR AND MANAGE YOUR MACHINES REMOTELY – ONLINE, BY EMAIL OR BY MOBILE PHONE.

Productivity and cost benefits –

Machine location information can improve fleet efficiency and you may even enjoy reduced insurance costs courtesy of the added security that LiveLink brings.

** Note: Please consult your local dealer for LiveLink availability*



Maintenance benefits – Accurate hours monitoring, maintenance history records, critical machine alerts and service alerts improve maintenance planning.

Security benefits – Real-time geofencing lets you set operating zones and curfew alerts that tell you when your machinery outside of pre-determined times. Location information helps you store machines safely.

VALUE ADDED.

JCB'S WORLDWIDE CUSTOMER SUPPORT IS FIRST CLASS. WHATEVER YOU NEED AND WHEREVER YOU ARE, WE'LL BE AVAILABLE QUICKLY AND EFFICIENTLY TO HELP MAKE SURE YOUR MACHINERY IS PERFORMING TO ITS FULL POTENTIAL.



1

1 Our Technical Support Service provides instant access to factory expertise, day or night, while our Finance and Insurance teams are always on hand to provide fast, flexible, competitive quotes.

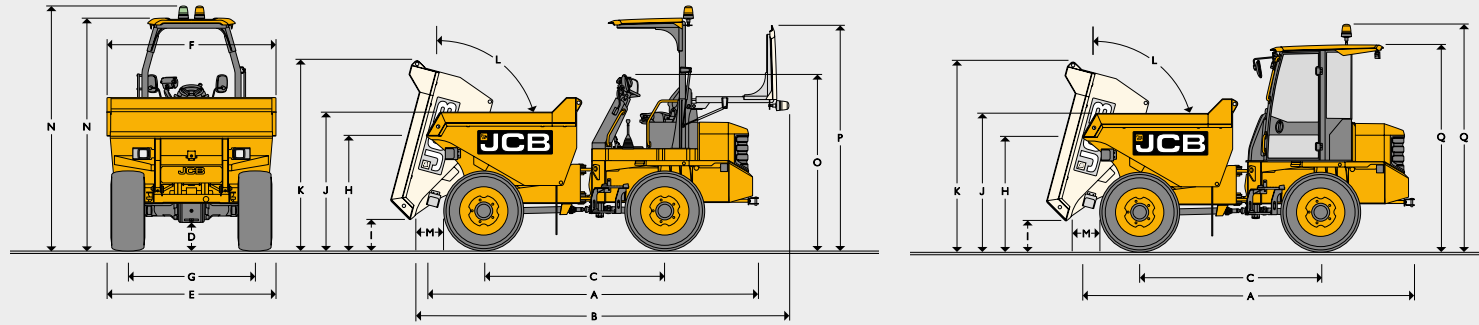
JCB Premiercover offers comprehensive extended warranties and service agreements, as well as service-only or repair and maintenance contracts. Irrespective of what you opt for, our Maintenance teams around the world charge competitive labour rates, and offer non-obligation quotations as well as fast, efficient insurance repair work.



2

2 The global network of JCB Parts Centres is another model of efficiency; with 16 regional bases, we can deliver around 95% of all parts anywhere in the world within 24 hours. Our genuine JCB parts are designed to work in perfect harmony with your machine for optimum performance and productivity.

STATIC DIMENSIONS AND CAPACITIES



STATIC DIMENSIONS AND CAPACITIES

		IT-1 HT	3T-1 FT	3T-1 ST	6T-1 FT	6T-1 ST	7T-1 Hi-Viz FT	9T-1 FT
A	Overall length	mm	3095	3758	3926	4792	5052	4912
B	Overall length (ROPS or FOPS folded)	mm	3403	4192	4360	5023	5280	5141
C	Wheelbase	mm	1500	1950	1950	2480	2480	2680
D	Minimum ground clearance	mm	263	206	206	312	322	359
E	Total width (normal/thin tyres)	mm	1106/980	1650	1650	2255	2395	2380
F	Skip width	mm	980	1650	1654	2310	2490	2500
G	Track width (Standard/Narrow tyres)	mm	850/782	1360	1360	1850	1850	1880
I	Height to front lip of skip (untipped)	mm	1134/*2259	1367	1467	1672	1719	1732
H	Height to front lip of skip (tipped)	mm	452/*1573	306	856	310	1122	415
J	Load over height	mm	1268/*2392	1504	1567	1791	2028	2001
K	Height over skip (tipped)	mm	1812/*3037	2085	2860	2411	3674	2680
L	Skip tip angle	°	90	75	67	80	70	80
M	Discharge distance front	mm	391	568	548	604	582	526
	Discharge distance side	mm	-	-	319	-	241	-
	Turning radius to outside of skip	mm	5448	5448	4573	5900	6047	6372
	Turning radius to outside of tyres	mm	5430	4464	4464	5755	5739	6218
	Steering angle (+/-)	degrees	39	30	30	30	30	30
	Oscillation	degrees	15	10.5	10.5	10	10	10
N	Height to top of ROPS (with/without beacon)	mm	2792/2573	3016/2835	3016/2835	3354/3131	3354/3131	3570/3347
N	Height to top of ROPS/FOPS (with/without beacon)	mm	-	-	-	3354/3169	3354/3169	3570/3385
O	Height with folded ROPS	mm	1721	1857	1857	2013	2169	2319
P	Height with folded ROPS/FOPS	mm	-	-	-	2936	2936	3154
Q	Height to top of cab (with/without beacon)	mm	-	-	-	3296/3014	3296/3014	3512/3230

*With high tip mechanism raised.

CAPACITIES

		IT-1 HT	3T-1 FT	3T-1 ST	6T-1 FT	6T-1 ST	7T-1 Hi-Viz FT	9T-1 FT
Payload	kg	1000	3000	3000	6000	6000	7000	9000
Operating weight - ISO6016 full tank of fuel & 75kg operator (ROPS)	kg	1400	2325	2450	4900	5130	-	5460
Operating weight - ISO6016 full tank of fuel & 75kg operator (ROPS/FOPS)	kg	-	-	-	4980	5210	-	5540
Operating weight - ISO6016 full tank of fuel & 75kg operator (Cab)	kg	-	-	-	5240	5470	5620	5800
Tipping type		Front tip - high tip	Front tip	Swivel tip	Front tip	Swivel tip	Front tip	Front tip
Skip capacity (fluid)	l	307	1050	930	1974	1615	2015	2435
Skip capacity (struck)	l	454	1420	1237	2537	2514	3030	3735
Skip capacity (heaped)	l	554	1723	1615	3191	3149	3520	4531

ENGINE		IT-1 HT	3T-1 FT	3T-1 ST	6T-1 FT	6T-1 ST	7T-1 Hi-Viz FT	9T-1 FT
Engine model		Kubota D905	Kubota D1703		JCB EcoMAX			
Capacity	cc	898	1647		4400			
Aspiration		Naturally Aspirated	Naturally Aspirated		Turbocharged			
Cylinders		3	3		4			
Max. gross power to SAE J1995/ISO 14396	kW (hp)	15.5 (20.8)	27.4 (36.8)		55 (74)			
Max. torque	Nm	55.8	111.7		400			
Emissions compliance		EU Stage 3A	EU Stage 3A		EU Stage 3B / Tier 4 Final			

TRANSMISSION		I-T HT	3T MANUAL	3T HYDROSTATIC	6T	7T	9T
Type		Hydrostatic pump to 4 hydraulic wheel motors	Manual gearbox via transfer box to front and rear axles	Hydrostatic motor via transfer box to front and rear axles	Powershuttle		
Tyre size		255 / 75 x 15.3 x 8 ply (option 7.0 x 12 narrow tyre)	295 / 80 x 15.3 (10 ply)	295 / 80 x 15.3 (10 ply)	405-70-20 14PR		500-60-22.5 16PR
Drive		Hydrostatic 1/1	Manual – 3 Forward / 1 Reverse	2 / 2 (High and low range – forward and reverse) Hydrostatic – permanent 4WD	4 / 4 Forward and reverse – permanent 4WD		
Max. travel speed (unladen) 1st gear	mph (kph)	7.4 (11.9)	2.9 (4.8)	5.0 (8) - Tortoise	3.1 (5.0)	2.8 (4.5)	2.8 (4.5)
Max. travel speed (unladen) 2nd gear	mph (kph)	-	6.8 (11)	13.7 (22) - Hare	5.0 (8.1)	4.7 (7.5)	4.7 (7.5)
Max. travel speed (unladen) 3rd gear	mph (kph)	-	12.4 (20)	-	9.4 (15.2)	8.8 (14.1)	8.8 (14.1)
Max. travel speed (unladen) 4th gear	mph (kph)	-	-	-	15.9 (25.6)	15.3 (24.7)	15.3 (24.7)

ELECTRICAL SYSTEM		I-T HT	3T MANUAL	3T HYDROSTATIC	6T	7T	9T	
System voltage	V					12		
Alternator output	A	40	60		95			
Battery capacity	Ah	80	80		110			


SERVICE FILL CAPACITIES		I-T HT	3T MANUAL	3T HYDROSTATIC	6T	7T	9T
Hydraulic tank	l	28	35		60		
Fuel tank	l	30	35		65		

BRAKING		I-T HT	3T	6T-1, 7T-1 & 9T-1
Working brake		Hydrostatic dynamic braking on rear wheel motors	Multi-plate in-board oil immersed discs on front axle	Foot brake-oil immersed discs on front/rear
Parking brake		Hydrostatic dynamic braking on rear wheel motors	Over centre handbrake-oil immersed discs on front axle	Over centre parking brake-dry disc on gearbox

OPTIONS	1T-1	3T-1	6T-1	7T-1	9T-1
Folding ROPS frame (site and risk assessment dependent on 6T-1 & 9T-1 models, JCB recommends FOPS fitment)	●	●	+		+
Folding ROPS/FOPS Lvl II frame			●		●
Plastic yellow ROPS/FOPS roof cover			+		+
JCB SITESAFE Cab (ROPS/FOPS Level II) with heater and protective front screen			+	●	+
JCB SITESAFE Canopy (ROPS/FOPS Level II) with protective front screen			+	+	+
Front screen guard			+	+	+
Reversing alarm	●	●	●	●	●
White noise reversing alarm	+	+	+	+	+
Dual circuit braking			●	●	●
Speedometer			●	●	●
Tie-down and lifting points	●	●	●	●	●
Lap belt (high-visibility orange, emergency locking retractor)	●	●	●	●	●
Amber rotating beacon	●	●	●	●	●
LED amber beacon	+	+	+	+	+
LED green beacon with lap belt indicator (Note: not linked to engine start)	+	+	+	+	+
Start-inhibit seat switch	●	●			
Sequenced drive inhibit system; drive linked to seat switch and lap belt engagement			●	●	●
Audible alarm on initial machine movement - Horn sounds twice.			●	●	●
Skip raised audible alarm (Body up indicator)			+	+	+
Seat adjustment: fore/aft, operator weight, back angle	●	●	●	●	●
Recovery hitch	●	●	●	●	●
Full width steer column protection	●	●	●	●	●
CESAR Datatag security	■	■	■	■	■
Traction tyres	●	●	●	●	●
Narrow tyres (7.00 x 12)	+				
High visibility safety paint for steps and handrails	+	+	+	+	+
Rear view mirrors	+	+	+	+	+
Front and rear LED work lights		+	+	+	+
Three-speed-only restriction			+	+	+
Object detection system (requires front camera fitment)			+	+	+
Front camera (compliant with ISO 5006:2017)			●	+	●
Side/Rear Cameras (requires front camera fitment)			+	+	+
Road lights	+	+	+	+	+
LiveLink telematics	+	+	+	+	+
Flexible steps			+	+	+
Rental ready decals - clear skip sides	+	+	+	+	+

- Standard
- + Option
- UK only
- ◆ Cab only option





ONE COMPANY, OVER 300 MACHINES.

Your nearest JCB dealer

Site Dumpers

1T-1HT/3T-1FT/3T-1ST/6T-1FT/6T-1ST/7T-1HT/9T-1FT
 Gross engine power: 15.5kW – 55kW Payload: 1000 – 9000kg

JCB Sales Limited, Rocester, Staffordshire, United Kingdom ST14 5JP.
 Tel: +44 (0)1889 590312 Email: salesinfo@jcb.com
 Download the very latest information on this product range at: www.jcb.com

©2009 JCB Sales. All rights reserved. No part of this publication may be reproduced, stored in a retrieval system, or transmitted in any form or by any other means, electronic, mechanical, photocopying or otherwise, without prior permission from JCB Sales. All references in this publication to operating weights, sizes, capacities and other performance measurements are provided for guidance only and may vary dependant upon the exact specification of machine. They should not therefore be relied upon in relation to suitability for a particular application. Guidance and advice should always be sought from your JCB Dealer. JCB reserves the right to change specifications without notice. Illustrations and specifications shown may include optional equipment and accessories. The JCB logo is a registered trademark of J C Bamford Excavators Ltd.

